

MASISA

INTERIOR DOOR COLLECTIONS



Made for Your Life




BLUEGRASS MILLWORK

960 Delaware Avenue
Lexington, KY 40505

859.233.0677

THE PRESIDIO COLLECTION

The true divided lite door is a timeless classic. Clear glass doors enhance any home's interior by opening up rooms and increasing light. Our traditional French doors feature solid pine or primed MDF veneered stiles and rails built with a sturdy dowel construction. Whether it's a traditional 1, 10 or 15 lite panel, Masisa Presidio doors will accentuate any room.



Finely crafted details combined with sturdy dowel construction mean a beautiful door that will last and last.



MDF primed veneered doors feature the same fine detailing and sturdy dowel construction as our pine doors.

- solid pine or primed MDF veneered stiles and rails
- 1-3/8" thick
- dowel construction
- TDL with tempered glass
- protective film on all glass surfaces
- 6'8" heights available



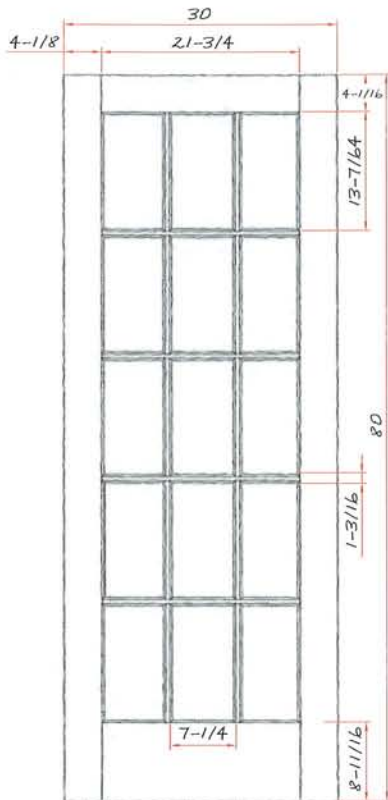
M1515
15 lite




M1510
10 lite



M1501
1 lite



M1505
5 lite



MDF1515
15 lite MDF



MDF1510
10 lite MDF

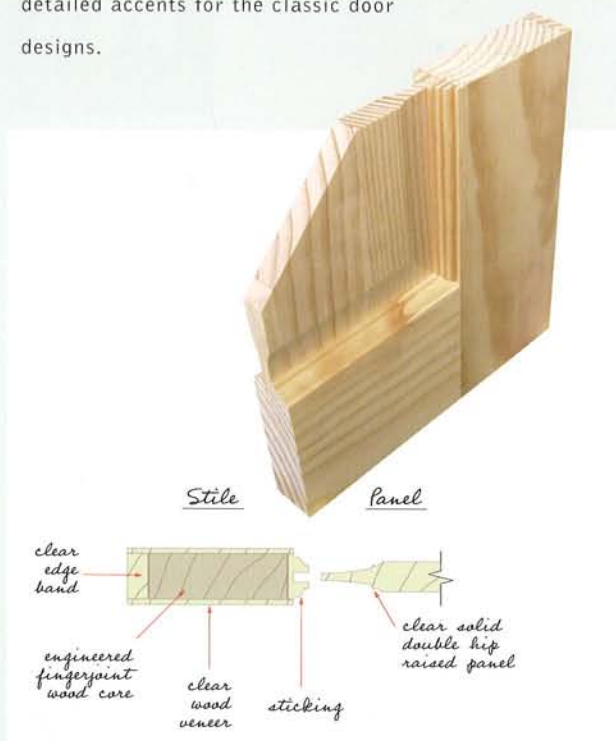
D00R	1'6"	2'0"	2'4"	2'6"	2'8"	3'0"
M1515			•	•	•	•
M1510		•				
M1501	•	•	•	•	•	•
M1505	•					
MDF1505	•					
MDF1515			•	•	•	•
MDF1510		•				

THE ANDINOS COLLECTION

One glance and you'll see the fine details and solid construction that make The Andinos Collection the choice of discerning homeowners. Single or double hip raised panels and engineered fingerjoint cores make for enduring beauty on ageless designs.



Single or double hip raised panels create detailed accents for the classic door designs.



Engineered stiles feature a fingerjoint wood core laminated with clear veneers and a heavy edge band.

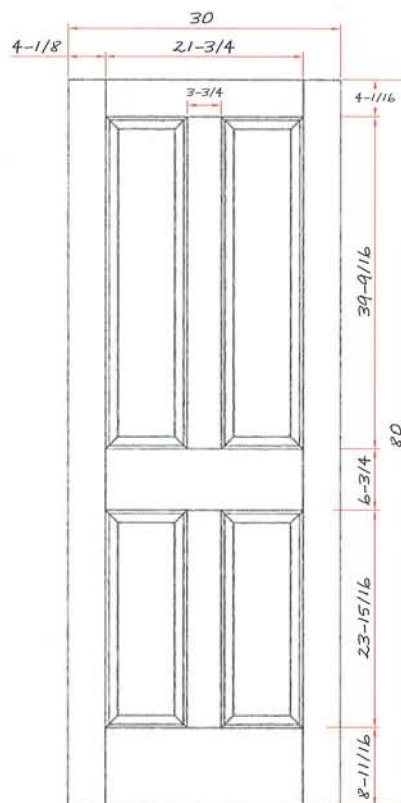
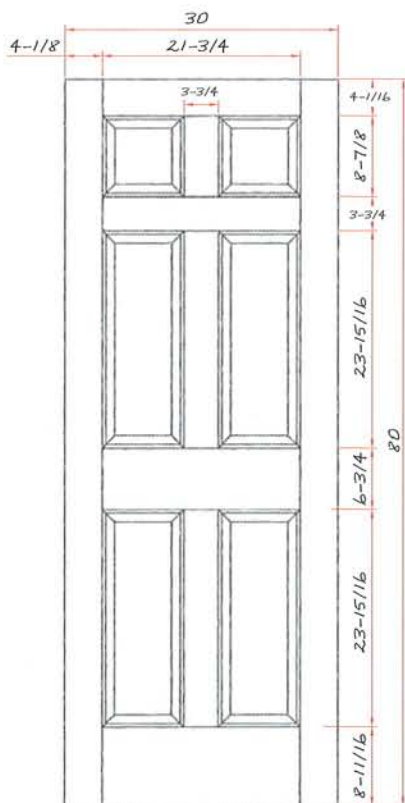
- solid pine panels
- 1-3/8" thick
- double or single hip raised panels
- dowel construction
- engineered fingerjoint core with clear pine veneered stiles and rails
- 6'8" heights available



M108*
6 panel



M104*
4 panel



*M108 & M104 bifolds available in 2'0", 2'6" & 3'0" X 1-3/8" sizes, cartoned with Johnson 1700 hardware. Bifolds feature the same fine detailing and dowel construction as our pine doors.

DOOR	1'0"	1'2"	1'3"	1'4"	1'6"	1'8"	1'10"	2'0"	2'2"	2'4"	2'6"	2'8"	2'10"	3'0"
M108	•	•	•	•	•	•	•	•	•	•	•	•	•	•
M104					•			•	•	•	•	•	•	•

THE SANTA FE COLLECTION

One glance and you'll see the fine details and solid construction that make The Andinos Collection the choice of discerning homeowners. Single or double hip raised panels and engineered fingerjoint cores make for enduring beauty on ageless designs.

Unique character to every individual door.



Double hip raised panels create detailing accents for the classic door designs.



V-groove raised panels are an excellent way to create continuity or contrast to a room's wall or furniture treatments.



Knotty grain components evoke the true warmth of wood as nothing else can.

- solid knotty pine panels
- 1-3/8" thick
- double hip raised panels
- dowel construction
- engineered fingerjoint core with knotty pine veneered stiles and rails
- 6'8" heights available



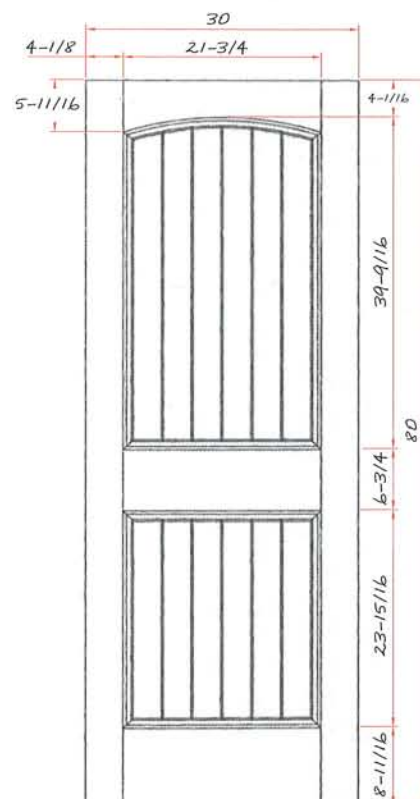

M108KP*
6 panel



M123KP*
2 panel - VG



M125KP*
2 panel - VG arch top



*M108KP, M123KP, & M125KP bifolds available in 2'0", 2'6" & 3'0" X 1-3/8" sizes, cartoned with Johnson 1700 hardware. Bifolds feature the same fine detailing and dowel construction as our pine doors.

D00R	1'6"	2'0"	2'4"	2'6"	2'8"	3'0"
M108KP	•	•	•	•	•	•
M123KP	•	•	•	•	•	•
M125KP	•	•	•	•	•	•

TECH DATA

Warranty & Finishing Instructions

Limited 1 Year Warranty

Masisa warrants, subject to the conditions and restrictions contained below, that each stile and rail door manufactured by Masisa shall comply with NWWDA Industry Standard I.S. 87 series, as amended from time-to-time, when such door is manufactured and shall be free from defects in materials and workmanship for a period of one (1) year from the date of manufacture by Masisa.

Should a Masisa stile and rail door fail to conform to this written warranty, Masisa will, at its option, either repair the door, ship a replacement door to the distributor or person making the warranty claim in the same condition of fitting or finishing as the door which Masisa originally sold to the distributor or refund the original purchase price paid to Masisa for the door (subject to salvage value). In no event shall Masisa pay for the cost of labor, installation or finishing of the replacement or original door or for any other cost relating to the replacement of the door, all of which shall be the sole responsibility of the person making the claim.

Limitations and Exclusions

This warranty sets forth Masisa's maximum liability for its doors. Masisa makes no other warranty, expressed or implied, including implied warranties or merchantability and fitness for a particular purpose, with respect to its doors except as it is set forth above. No distributor, dealer or Masisa representative has the authority to change or modify this limited warranty. In no instance shall Masisa be responsible for indirect, consequential or incidental damages.

This warranty gives you specific legal rights, and you may also have other rights, which vary from state-to-state. Some states do not allow the exclusion or limitation of implied warranties of incidental or consequential damages, so the limitation or exclusion may not apply to you. In such case, the duration of any implied warranty shall be the same as that of the expressed warranty stated herein.

This warranty is effective for all products manufactured or sold after January 1, 1996.

Finishing Instructions

NOTES TO PREHANGER AND INSTALLER:

Thoroughly inspect for quality and fit before cutting or finishing. Doors that have not been sized or beveled may be trimmed up to 1/2" in width (1/4" maximum from each side) or 1-1/4" in height (up to 1/2" from top and 3/4" from bottom rail).

Before hanging, allow doors to condition to prevailing humidity for 72 hours.

NOTES TO PAINTER:

All wood doors should be finished immediately after fitting and hanging, but not during or immediately after high-moisture periods. Use only high-grade finishing materials in accordance with the paint/stain manufacturer's instructions. **This door is not ready for immediate finishing.** Before applying sealer or finish, a thorough light, hand sanding is necessary to remove blemishes, handling marks, cross sanding and any natural resin spots that might be present on surface of the door. Use only good quality sealers, stains, primers and top coats. All six sides of the door, including the top and bottom edges, should be completely sealed with at least two top coats of finish. After the door is finished, the raised panels may "breathe" revealing a slight unfinished edge on the raised panel. Minor touch-up with stain and sealer or paint is all that is needed to finish the exposed edge.

WARNING:

Do not cut, trim or finish this door before you have fully inspected it for quality, pair match, etc. Once the door has been cut or finished, it cannot be returned for replacement unless a defect occurs which is covered by the warranty.